

# 1955 PACKARD COLORS

## "DUCO" STOCK, ORDER AND CODE NUMBER

## Color Scheme

### 2135★

246-58672 Moonstone  
 246-0953 (246-0097) White  
 246-0701-H (246-0751-H) Chrome Oxide Green  
 246-0222 (246-025) Black  
 246-0630 (246-064) Ferrite Yellow

G, BG (L), CG (L), EG (L), FG (L),  
 GB (U), GC (U), GE (U), GF (U),  
 GH (U), GL (U), HG (L), LG (L)

★DUCO 2135 Moonstone

### 2136★

202-58677 Ultramarine Metallic  
 246-0953 (246-0097) White  
 246-0519-H (246-0594-H) Organic Blue  
 246-0222 (246-025) Black  
 246-0312-H Fast Red  
 202-081 Metallic Base (Coarse)

E, DE (L), ED (U), EG (U), GE (L)

★DUCO 2136 { Ultramarine  
 Metallic

### 2137★

202-58679 Gray Pearl Metallic†  
 246-0222 (246-025) Black  
 246-0519-H (246-0594-H) Organic Blue  
 246-0312-H Fast Red  
 202-081 Metallic Base (Coarse)

H, GH (L), HG (U), MUH (L)

★DUCO 2137 { Gray Pearl  
 Metallic

### 2138★

246-58675 Citrine (Bleeder)  
 246-0953 (246-0097) White  
 246-0612-H Green Gold Toner  
 246-0630 (246-064) Ferrite Yellow  
 246-0222 (246-025) Black

P, KP (L),  
 MP (L), PM (U), VP (L)

★DUCO 2138 Citrine

### 2139-H

246-58395-H Fire Opal  
 246-0381-H Dark Red  
 246-0953 (246-0097) White  
 246-0383-H Light Red  
 246-0222 (246-025) Black

J, JM (U), JV (U),  
 MJ (L), VJ (L), MJV (M)

DUCO 2139-H Fire Opal

### 2155★

246-58834 Jade  
 246-0953 (246-0097) White  
 246-0612-H Green Gold Toner  
 246-0785-H Blue-Toned Green  
 246-0222 (246-025) Black

A, AB (U), AC (U),  
 BA (L), CA (L), MAC (M)

★DUCO 2155 Jade

### 2156★

246-58835 Tourmaline  
 246-0953 (246-0097) White  
 246-0785-H Blue-Toned Green  
 246-0222 (246-025) Black  
 246-0630 (246-064) Ferrite Yellow

B, AB (L), BA (U),  
 BG (U), GB (L)

★DUCO 2156 Tourmaline

### 2157★

246-58837 Zircon  
 246-0953 (246-0097) White  
 246-0519-H (246-0594-H) Organic Blue  
 246-0222 (246-025) Black  
 246-0630 (246-064) Ferrite Yellow

D, DE (U), DF (U), ED (L),  
 FD (L), MDF (M)

★DUCO 2157 Zircon

★A Du Pont mixing machine formula for DULUX Enamel is available.

†Limited production.



See Reverse Side for 1955 Packard Color Schemes→

ISSUED FEBRUARY 15, 1955

## 1955 PACKARD COLOR SCHEMES

Color Scheme	DUCO Stock No.	Color	Color Scheme	DUCO Stock No.	Color
A	2155	Jade	Upper	2135	Moonstone
B	2156	Tourmaline	GH	2137	†Gray Pearl Metallic
C	2165-H	Emerald Metallic	Lower		
D	2157	Zircon	Upper	2135	Moonstone
E	2136	Ultramarine Metallic	GH	2160-H	Gray Pearl "Metalli-Chrome"
F	2158	Sapphire Metallic	Lower		
G	2135	Moonstone	Upper	2135	Moonstone
H	2137	†Gray Pearl Metallic	GL	2159	Turquoise
H	2160-H	Gray Pearl "Metalli-Chrome"	Lower		
J	2139-H	Fire Opal	Upper	2137	†Gray Pearl Metallic
K	2161-H	Topaz Metallic	HG		
L	2159	Turquoise	Lower	2135	Moonstone
M	2162	White Jade	Upper	2160-H	Gray Pearl "Metalli-Chrome"
N	2163	Agate	HG	2135	Moonstone
P	2138	Citrine	Lower		
R	2164-H	Sardonyx	Upper	2139-H	Fire Opal
V	#44	Onyx	JM	2162	White Jade
			Lower	2139-H	Fire Opal
Upper AB	{ 2155	Jade	Upper	#44	Onyx
Lower	{ 2156	Tourmaline	JV		
Upper AC	{ 2155	Jade	Lower	2161-H	Topaz Metallic
Lower	{ 2165-H	Emerald Metallic	Upper	2162	White Jade
Upper BA	{ 2156	Tourmaline	KM		
Lower	{ 2155	Jade	Lower	2161-H	Topaz Metallic
Upper BG	{ 2156	Tourmaline	Upper	2163	Agate
Lower	{ 2135	Moonstone	KN		
Upper CA	{ 2165-H	Emerald Metallic	Lower	2161-H	Topaz Metallic
Lower	{ 2155	Jade	Upper	2138	Citrine
Upper CG	{ 2165-H	Emerald Metallic	KP		
Lower	{ 2135	Moonstone	Lower	2138	Citrine
Upper DE	{ 2157	Zircon	Upper	2159	Turquoise
Lower	{ 2136	Ultramarine Metallic	LG		
Upper DF	{ 2157	Zircon	Lower	2135	Moonstone
Lower	{ 2158	Sapphire Metallic	Upper	2162	White Jade
Upper ED	{ 2136	Ultramarine Metallic	MJ		
Lower	{ 2157	Zircon	Lower	2139-H	Fire Opal
Upper EG	{ 2136	Ultramarine Metallic	Upper	2162	White Jade
Lower	{ 2135	Moonstone	MK		
Upper FD	{ 2158	Sapphire Metallic	Lower	2161-H	Topaz Metallic
Lower	{ 2157	Zircon	Upper	2162	White Jade
Upper FG	{ 2158	Sapphire Metallic	MN		
Lower	{ 2135	Moonstone	Lower	2163	Agate
Upper GB	{ 2135	Moonstone	Upper	2162	White Jade
Lower	{ 2156	Tourmaline	MP		
Upper GC	{ 2135	Moonstone	Lower	2138	Citrine
Lower	{ 2165-H	Emerald Metallic	Upper	2162	White Jade
Upper GE	{ 2135	Moonstone	MR		
Lower	{ 2136	Ultramarine Metallic	Lower	2164-H	Sardonyx
Upper GF	{ 2135	Moonstone	Upper	2162	White Jade
Lower	{ 2158	Sapphire Metallic	MV		
			Lower	#44	Onyx
			Upper	2163	Agate
			NM	2162	White Jade
			Lower		
			Upper	2138	Citrine
			PM	2162	White Jade
			Lower		
			Upper	#44	Onyx
			VJ	2139-H	Fire Opal
			Lower		
			Upper	#44	Onyx
			VM	2162	White Jade
			Lower		
			Upper	#44	Onyx
			VP	2138	Citrine
			Lower		

Three-tone color schemes:

Color Scheme	Upper	Middle	Lower
MAC	White Jade	Jade	Emerald Metallic
MDF	White Jade	Zircon	Sapphire Metallic
MJV	White Jade	Fire Opal	Onyx
MUH	White Jade	Rose Quartz	†Gray Pearl Metallic
MUH	White Jade	Rose Quartz	Gray Pearl "Metalli-Chrome"

†Limited production.

**"DUCO" STOCK, ORDER AND CODE NUMBER**

Color Scheme

**2158★**  
 202-58838 Sapphire Metallic (Bleeder)  
 246-0582 Milori Blue  
 246-0519-H (246-0594-H) Organic Blue  
 246-0222 (246-025) Black  
 246-0312-H Fast Red  
 202-081 Metallic Base (Coarse)

F, DF (L), FD (U), FG (U),  
 GF (L), MDF (L)



★DUCO 2158 {Sapphire  
 Metallic

**2159★**  
 246-58840 Turquoise  
 246-0953 (246-0097) White  
 246-0785-H Blue-Toned Green  
 246-0519-H (246-0594-H) Organic Blue  
 246-0222 (246-025) Black


L, GL (L), LG (U)



★DUCO 2159 Turquoise

**2160-H★**  
 260-58973-H Gray Pearl "Metalli-Chrome" (Bleeder)  
 246-0701-H (246-0751-H) Chrome Oxide Green  
 246-0484 Brown  
 246-0222 (246-025) Black  
 246-0312-H Fast Red  
 202-081 Metallic Base (Coarse)

H, GH (L), HG (U), MUH (L)



★DUCO 2160-H { Gray Pearl  
 "Metalli-Chrome"

**2161-H★**  
 202-58839-H Topaz Metallic (Bleeder)  
 246-0484 Brown  
 246-0383-H Light Red  
 246-0630 (246-064) Ferrite Yellow  
 246-0312-H Fast Red  
 246-0953 (246-0097) White  
 246-0222 (246-025) Black  
 202-081 Metallic Base (Coarse)


K, KM (U), KN (U),  
 KP (U), MK (L)



★DUCO 2161-H { Topaz  
 Metallic

**2162★**  
 246-58841 White Jade  
 246-0953 (246-0097) White  
 246-0630 (246-064) Ferrite Yellow  
 246-0222 (246-025) Black  
 246-0312-H Fast Red

M, JM (L), KM (L), MJ (U),  
 MK (U), MN (U), MP (U),  
 MR (U), MV (U), NM (L),  
 PM (L), VM (L), MAC (U),  
 MDF (U), MJV (U), MUH (U)



★DUCO 2162 White Jade

**2163★**  
 246-58842 Agate  
 246-0953 (246-0097) White  
 246-0630 (246-064) Ferrite Yellow  
 246-0222 (246-025) Black  
 246-0312-H Fast Red

N, KN (L), MN (L), NM (U)



★DUCO 2163 Agate

**2164-H★**  
 246-58843-H Sardonyx  
 246-0381-H Dark Red  
 246-0953 (246-0097) White  
 246-0222 (246-025) Black  
 246-0383-H Light Red

R, MR (L)



★DUCO 2164-H Sardonyx

**2165-H★**  
 202-58836-H Emerald Metallic  
 246-0785-H Blue-Toned Green  
 246-0519-H (246-0594-H) Organic Blue  
 246-0222 (246-025) Black  
 202-081 Metallic Base (Coarse)

C, AC (L), CA (U), CG (U),  
 GC (L), MAC (L)



★DUCO 2165-H {Emerald  
 Metallic


★A Du Pont mixing machine formula for DULUX Enamel is available.

**"DUCO" STOCK, ORDER AND  
CODE NUMBER****2166-H**

246-58996-H Rose Quartz (Bleeder)  
 246-0953 (246-0097) White  
 246-0383-H Light Red  
 246-0312-H Fast Red  
 246-0222 (246-025) Black

Color Scheme

MUH (M)



DUCO 2166-H Rose Quartz

**ORDER ONLY BY "DUCO" STOCK ORDER NUMBER**

DUCO tinting colors, for the various formulas, are shown where available. These colors are listed in the order of their importance in the event that tinting is necessary.

Color scheme letters appear on the body serial plate on the lower left front body pillar.

**NOTE:** Most colors in this bulletin are available in both DUCO and DULUX; however, it should be noted that it is not always possible to make close matches in DUCO to DULUX colors and vice versa.

Every possible precaution is taken to provide the refinish trade with accurate DUCO and DULUX color matches. Due to circumstances beyond our control, we cannot be responsible for inaccurate color matches resulting from changes in standards by automobile manufacturers without our knowledge, change of car colors on aging, and color variances caused by application methods, etc. We will assume responsibility only for factory color matches to established Du Pont color standards.

As the accuracy of color matches made with the Du Pont Color Blending Service depends on the individual operating the equipment, we will assume responsibility only for the uniformity of our mixing enamels.

SEE OTHER SIDE FOR 1951-1952-1953 AND 1954 PACKARD COLORS

# 1951-1952-1953 and 1954 Packard Colors

## 1951 PACKARD

DUCO	Color	Color Scheme	DUCO	Color	Color Scheme
★585	Packard Blue Metallic	B	★1112	Seminole Beige	W
★1018	Ash Green	Q	★1113	Turquoise Blue Light	S
★1020	Argentine Gray Metallic	G	★1172-H	Yosemite Blue Metallic	H
★1022	Valiant Green Metallic	K	★1218	Packard Ivory	T
★1023	Astral Blue Metallic	Y	★1219	Twilight Taupe Metallic	M
★1110	Granada Gray	C	1355-H	Matador Maroon Metallic	U
★1111	Corona Cream	F	1357-R	Sunset Red Metallic	L, LM (U), LT (U)

## 1952 PACKARD

DUCO	Color	Color Scheme	DUCO	Color	Color Scheme
★585	Packard Blue Metallic	B	★1219	Twilight Taupe Metallic	M, LM (L)
★1020	Argentine Gray Metallic	G	★1230	Labrador Gray	D
★1022	Valiant Green Metallic	K	★1231	Aspen Green	O
★1113	Turquoise Blue Light	S	1355-H	Matador Maroon Metallic	U
★1172-H	Yosemite Blue Metallic	H	★1356-H	Gallant Green "Metalli-Chrome"	*J
★1218	Packard Ivory	T, XT (L), LT (L)	1357-M	Sunset Red Metallic	L, LM (U), LT (U)

\*Canceled June, 1952.

## 1953 PACKARD

DUCO	Color	Color Scheme	DUCO	Color	Color Scheme
★1113	Turquoise Blue	S	★1521	Dresden Gray Metallic	F, AF (L), XF (L)
★1172-H	Yosemite Blue Metallic	H, BH (L), HT (U)	★1522-H	Galahad Green "Metalli-Chrome"	K, KO (U)
★1218	Packard Ivory	T, XT (L), LT (L)	★1523	Topeka Tan	M, UM (L)
1355-H	Matador Maroon Metallic	U, UM (U), UT (U)	★1524	Orchard Green	O, KO (L)
1357-M	Sunset Red Metallic	L, LM (U), LT (U)	★1525	Carolina Cream	D, HD (L), UD (L), XD (L)
★1518-H	Regimental Gray "Metalli-Chrome"	A, AF (U)	★1574-M	Flame Red*	(None)
★1519	Meridian Blue Metallic	B, BH (U)	★1575	Sahara Sand*	W
★1520	Polaris Blue	C	No Match	Gulf Green Metallic*	J

\*Limited Production.

## 1954 PACKARD

DUCO	Color	Color Scheme	DUCO	Color	Color Scheme
★1218	Packard Ivory	T, HT (L), UT (L), TC (U)	★1732	Varsity Gray Metallic	A, AF (U)
1355-H	Matador Maroon Metallic	U, UT (U)	★1733	Mackinaw Gray	F, AF (L), XF (L)
★1519	Meridian Blue Metallic	B, BC (U)	★1734-H	Bikini Blue "Metalli-Chrome"	H, HT (U)
★1520	Polaris Blue	C, BC (L), TC (L)	★1736	Bellevue Green	N, KN (L)
★1522-H	Galahad Green "Metalli-Chrome"	K, KO (U), KN (U)	★1871-H	Chariot Red	G
★1524	Orchard Green	O, KO (L)	★1953	Carnation	LE (U)
★1575	Sahara Sand	W	★1954-H	Amethyst Metallic	LE (L)

★A Du Pont mixing machine formula for DULUX Enamel or an approximate suggested match is available.

The above Packard colors are available to Refinishers from Distributors of Du Pont Refinishing Materials.



BETTER THINGS FOR BETTER LIVING . . . THROUGH CHEMISTRY