


Packard PARTS and ACCESSORIES BULLETIN



Dealer 47P-17
May 12, 1947

To: REGIONS, ZONES AND DEALERS

Subject: ASH RECEIVER EQUIPMENT FOR CLUB SEDANS

We have received several requests for an ash tray for use in body types 1685-95 and 2185-95. These are now available with attaching parts as follows:

1 394488 - Ash Receiver Equipment, Rear Quarter

Consists of:

- 1 - 392555 Ash Receiver
- 2 - 7997 Screw
- 1 - 392550 Handle
- 2 - 7354 Screw
- 1 - 392570 Cover

<u>Dealer</u>	<u>Suggested List</u>	<u>Inst. Time</u>
\$1.20	\$2.00	.4

Dealers order from Zones.

Installation instructions are given in the sketch on the reverse side. Many of these equipments can be sold to purchasers of club sedans not equipped with ash trays convenient to rear seat passengers.

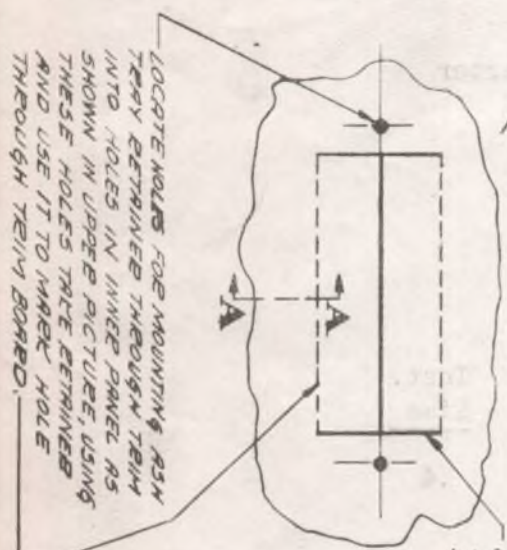
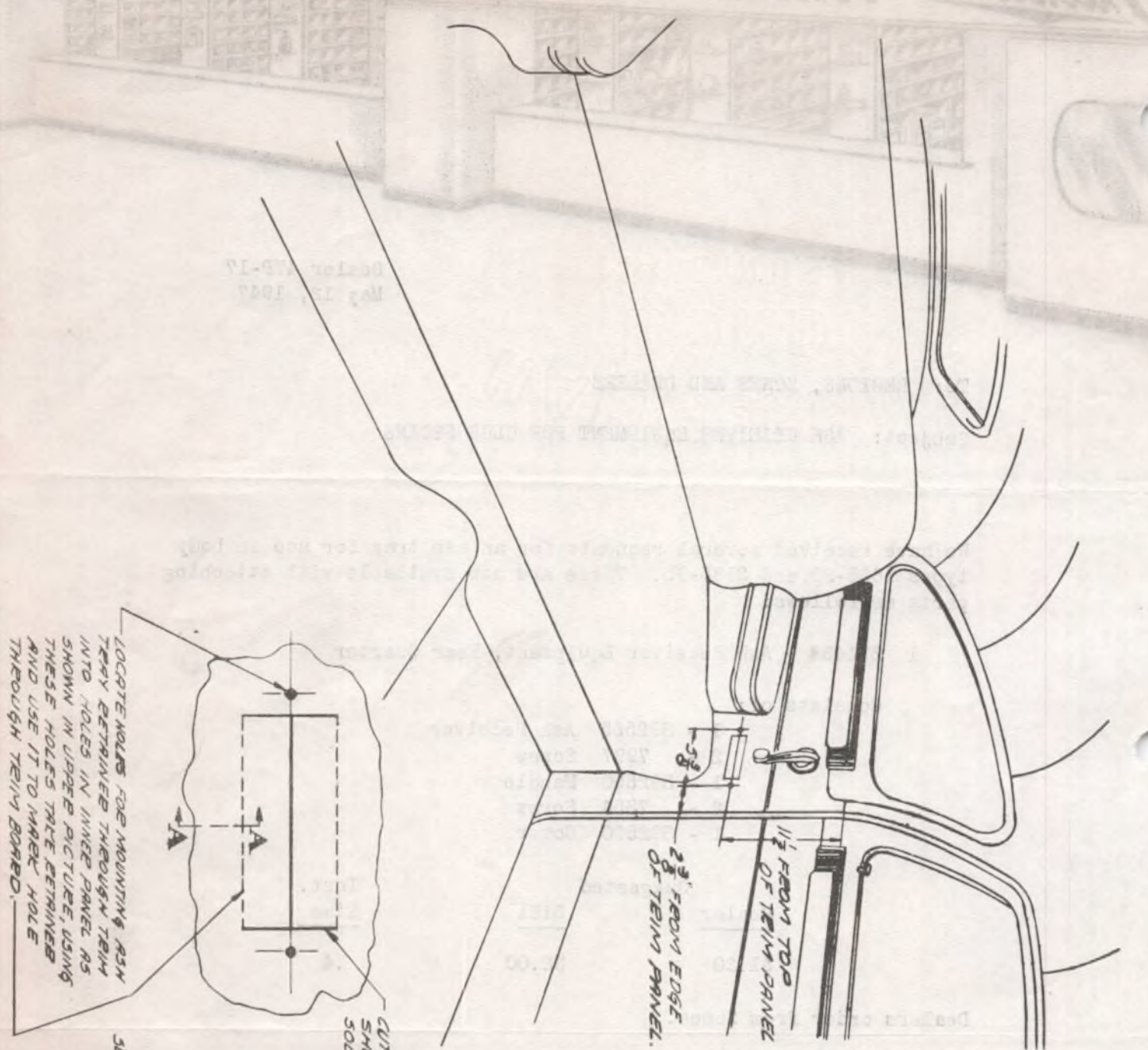
Very truly yours,

A handwritten signature in blue ink that reads "Karl M. Greiner". The signature is written in a cursive, flowing style.

Karl M. Greiner
Parts and Service Manager


KMG:ps

Design 17-B-17
May 12, 1947



LOCATE HOLES FOR MOUNTING ASM TRAY RETAINER THROUGH TRIM INTO HOLES IN INNER PANEL AS SHOWN IN UPPER PICTURE. USING THESE HOLES TRAY RETAINER AND USE IT TO INNER HOLE THROUGH TRIM BOARD.

SECTION A-A
ENLARGED



FOLD TRIM OVER TRIM BOARD AFTER CUTTING OUT REQUIRED SHAPE TO RECEIVE ASM TRAY

CUT TRIM CLOTH AS SHOWN BY HEAVY SOLID LINES

2 3/8" FROM EDGE OF TRIM PANEL.

1 1/2" FROM TOP OF TRIM PANEL

17-B-17