



SERVICE LETTER

SOUTH BEND 27, INDIANA

SUBJECT Horizontal Operating Type Jack Used on
1958 Model Packards.

NUMBER P-3

DATE Oct. 23, 1957


A new horizontal-operating type jack is used on all 1958 Model Packard passenger cars. While the operation of this jack is similar to the operation of the jack previously used, its position on the car is very important to prevent damage to sheet metal and bumpers when raising or lowering the car.

A special illustrated insert has been made to the 1958 Model Packard Owner's Guide calling attention to the proper positioning of the jack on the car. You should make certain that each owner to whom you deliver a 1958 Model Packard understands the positioning of the jack by demonstrating the use of the jack to him at the time of the new car delivery.

HOW TO USE THE HORIZONTAL TYPE JACK


Always apply the parking brake and loosen the wheel nuts slightly before raising the car. On steep grades block the front or rear wheels.

Position of the Jack



FRONT

Place the jack just forward of the front tire so that the lifting foot contacts the lifting bracket on the frame of the car. The lug on the bracket must engage the slot in the lifting foot of the jack. Operate the jack with a foot or hand, using wheel wrench as a handle.



REAR

Place the jack just forward of the rear tire so that the lifting foot of the jack contacts the rear spring leaf squarely at the forward end of the spring. Operate the jack with a foot or hand, using the wheel wrench as a handle.


Oct. 23, 1957

- 2 -

Stowage of the Jack



HAWK



SEDAN



STATION WAGON

Fully lower the jack. On Hawk models secure the jack in position on the left side of the luggage compartment, using the bracket and wing nut provided. On Sedan models place the jack in position behind the spare tire, raise the jack one click and tighten the spare tire against the jack. On Station Wagon models secure the jack in position in the spare tire compartment with the strap provided.

Roy B. Bender
General Service Manager

RBB:CRM

Send to B, C, T, L, MS, SR, SM, BM, K, SS, PD, PB, E, P, CAR, P-TR, all names checked on general mailing list.