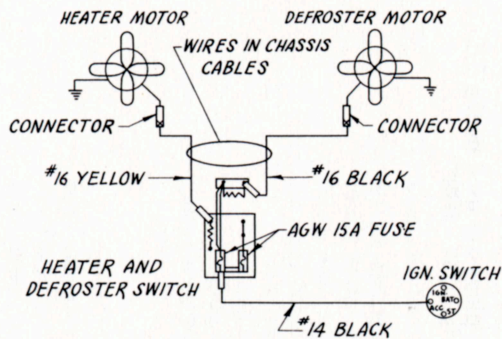
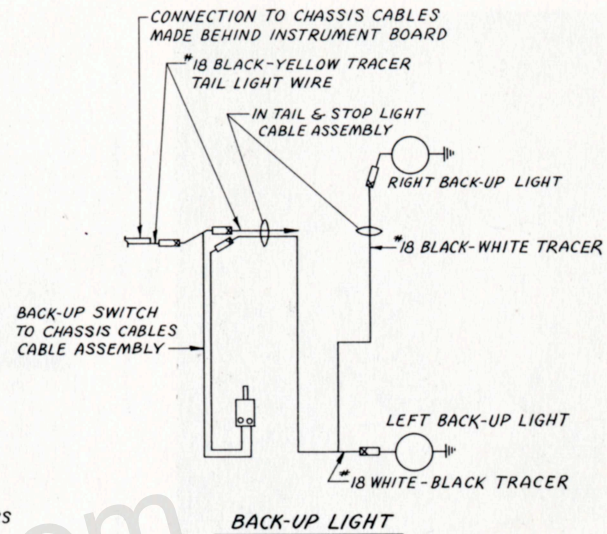


- | | |
|---------------------|----------------------|
| A *12 BLACK | P *18 BLACK & RED |
| B *12 RED | Q *18 YELLOW & RED |
| C *12 WHITE | R *18 LIGHT GREEN |
| D *18 BLACK | S *18 TAN |
| E *16 RED & BLACK | T *18 WHITE & RED |
| F *14 WHITE & BLACK | U *16 WHITE & BLACK |
| G *14 BLACK | V *14 CHROME |
| H *14 RED | W *16 GREEN & BLACK |
| I *18 BLUE | X *16 YELLOW |
| J *16 BLACK & GREEN | Y *18 GREEN |
| K *16 BLACK | Z *18 RED & WHITE |
| L *16 RED | AA *18 BLACK & WHITE |
| M *18 WHITE | BB *18 RED |
| N *16 GREEN | CC *18 BROWN |
| O *18 BLACK & OAK | DD *18 WHITE & BLACK |
| | EE *18 WHITE & BROWN |
| | FF *18 WHITE & GREEN |

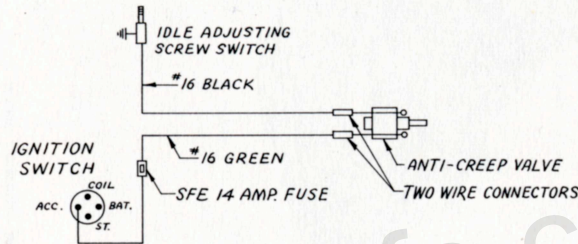
FIG. 27—MAIN WIRING DIAGRAM



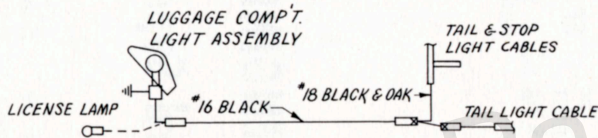
HEATER & DEFROSTER



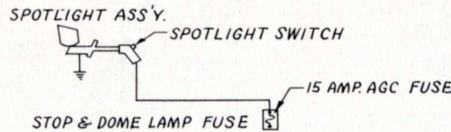
BACK-UP LIGHT



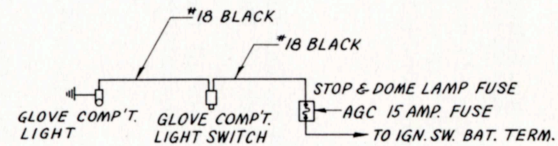
ANTI-CREEP CIRCUIT



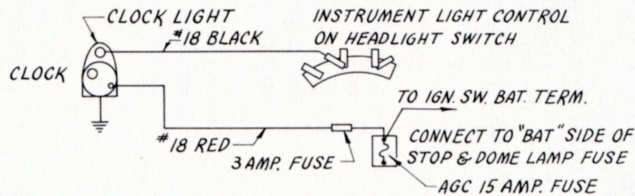
LUGGAGE COMPARTMENT LIGHT



SPOTLIGHT

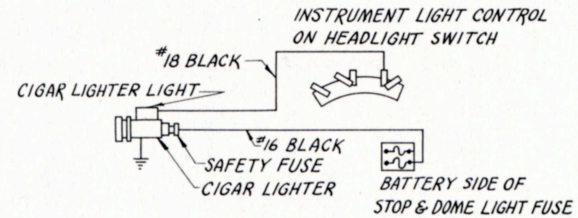


GLOVE COMPARTMENT



INSTRUMENT PANEL CLOCK

- DESCRIPTION
- CONNECTOR AS PART OF WIRE ASS'Y.
 - 192545 LOOSE CONNECTOR
 - F— FUSE
 - G— GROUND CONNECTION
 - R— RESISTANCE



CIGAR LIGHTER

FIG. 27A—ACCESSORY WIRING DIAGRAM